



Homelessness in Baltimore will be rare and brief

**Baltimore City:
2015 Point-in-Time Count
&
Housing Inventory Count Results**

**July 15, 2015
10:00am -11:30am**



Webinar Presenters

- **Adrienne Breidenstine**
Executive Director of the Journey Home
- **Gabby Knighton**
Housing Policy Coordinator
Homeless Services Program
- **Elizabeth Botkin**
Research Analyst
Data & Evaluation Unit, Homeless Services Program



Housekeeping

- **This webinar is being recorded and will be posted online.**
- **Participants on this webinar are muted.**
- **Please use the question box to send your questions to the presenters.**
- **If you have audio problems with the computer mic and speakers use the call-in option.**



Overview

- **Brief Overview of Point-in-Time (PIT) Count and Housing Inventory Count (HIC)**
- **2015 PIT Count Methodology and Results**
- **2015 HIC Methodology and Results**
- **Key Trends**
- **Question and Answer**
- **Resources**



Summary of PIT Count

Provides a snapshot of homelessness to compare changes over time

- Provides an ***estimate of homelessness***; widely considered an ***undercount***
- Only captures people who are unsheltered (living on streets, parks, cars) and sheltered (living in emergency shelters, transitional housing, and Safe Havens)
- Conducted during the last 10 days of January



Summary of HIC

The HIC is a point-in-time inventory of programs within a community's homeless services system that provide beds and units dedicated to serve persons who are homeless.

- Emergency Shelter
- Safe Havens
- Transitional Housing
- Permanent Supportive Housing
- Rapid Re-housing
- Other Permanent Housing



How are the PIT & HIC used?

- The Journey Home uses the PIT & HIC to track and evaluate progress on advancing the City's plan to end homelessness
 - The PIT Count serves as a supplement to The Journey Home performance management approach
 - The HIC tracks permanent supportive housing opportunities
- The Homeless Services Program uses the PIT & HIC for various HUD reporting requirements (CoC funding application, Consolidated Plan, etc.)
- Service providers use PIT & HIC data in grant applications



PIT Count Methodology and Results



Community Planning Process

- The PIT Count Workgroup formed in August 2014 and met monthly until February 2015.
- The workgroup oversaw the planning process, including the methodology, survey design, volunteer recruitment, survey site recruitment, and integration with outreach and service providers.
- Workgroup members focused specifically on improving the count of Veterans and youth.



PIT Count Workgroup Members

- Jackie Adams Baltimore VA Healthcare for the Homeless
- Adam Bazari MOHS-HSP
- Marguerite Bellamy MOHS-HSP
- Miriam Bennett MOHS-HSP
- Aften Blackwell Beans and Bread
- Elizabeth Botkin MOHS-HSP
- Alex Bowley MOHS-HSP
- Robert Brashears WHRC
- Adrienne Breidenstine The Journey Home
- Lela Campbell A Step Forward, Inc.
- Liz Carey St. Vincent de Paul
- Mary Chestnut YWCA
- Tierra Clark Marian House
- Kim Cosgrove PACT, Kennedy Krieger
- Derrick Crawford HCAM
- Darroll Cribb Loving Arms
- Scott Gottbreht United Way
- Sara Hoffman Bon Secours
- Ivan Holloway A Step Forward
- Gabby Knighton MOHS-HSP
- Lara Law YES Drop-in Center
- Katie League Healthcare for the Homeless Homeless Persons Representation Project
- Ingrid Lofgren MOHS-HSP
- Jennifer Mayo Franciscan Center
- Christian Metzger BHSB
- Irvin Moore MOHS-HSP
- Michelle Owens-Goode MOHS-HSP
- Chris Rafferty St. Vincent de Paul
- Danielle Rankin Catholic Charities
- Tanya Ritter BCPSS
- Shayna Robinson United Way
- Meredith Slater HPRP
- Matthew Weisberg Loving Arms
- Cindy Williams Loving Arms
- Corey Winfield Loving Arms



PIT Count Methodology

Data Sources

Sheltered Count

(1) HMIS* provider data - shelters, transitional housing, and Safe Havens

(2) Non-HMIS provider data - shelters and transitional housing

Unsheltered Count

(3) Surveys

*Homeless Management Information System



PIT Count Methodology

Changes Affecting the Data

Changes	Potential Impact on Count
<ul style="list-style-type: none">• Use of web-based survey	<ul style="list-style-type: none">• Increase unsheltered count
<ul style="list-style-type: none">• Extending survey site count to 7 days.	<ul style="list-style-type: none">• Increase unsheltered count
<ul style="list-style-type: none">• Recruited more survey sites	<ul style="list-style-type: none">• Increase unsheltered count
<ul style="list-style-type: none">• Youth magnet event	<ul style="list-style-type: none">• Increase unsheltered youth count
<ul style="list-style-type: none">• Paid youth volunteers	<ul style="list-style-type: none">• Increase unsheltered youth count
<ul style="list-style-type: none">• Improved survey incentives	<ul style="list-style-type: none">• Increase unsheltered count



PIT Count Results

On the night of Sunday, January 25...

- ***Total Persons Counted: 2,796***

6% increase (158 persons) from the 2013 count.

- ***Sheltered Count: 2,459 (88%)***

5% increase (116 persons) from the 2013 count.

- ***Unsheltered Count: 337 (12%)***

14% increase (42 persons) from the 2013 count.



2015 PIT Count Results

Families and Children

	Adults only	Families (At least one adult and one child)	Children-only (under 18)
Households	2,167 91% of households +10% from 2013	210 9% of households -2% from 2013	14 <1% of households +9 people from 2013
Persons in Households	2,177 78% of persons +10% from 2013	603 21% of persons -7% from 2013	16 <1% of persons +10 people from 2013



2015 PIT Count Results

Veteran and Chronic Homelessness

	Adults	Persons in Families	Total
Chronically Homeless	535	21	556 20% of total count + 330 (146%) from 2013 *Methodology note
Veterans	373	0	373 14% of total count +80 or 27% from 2013 *Methodology note



HIC Methodology and Results



Methodology

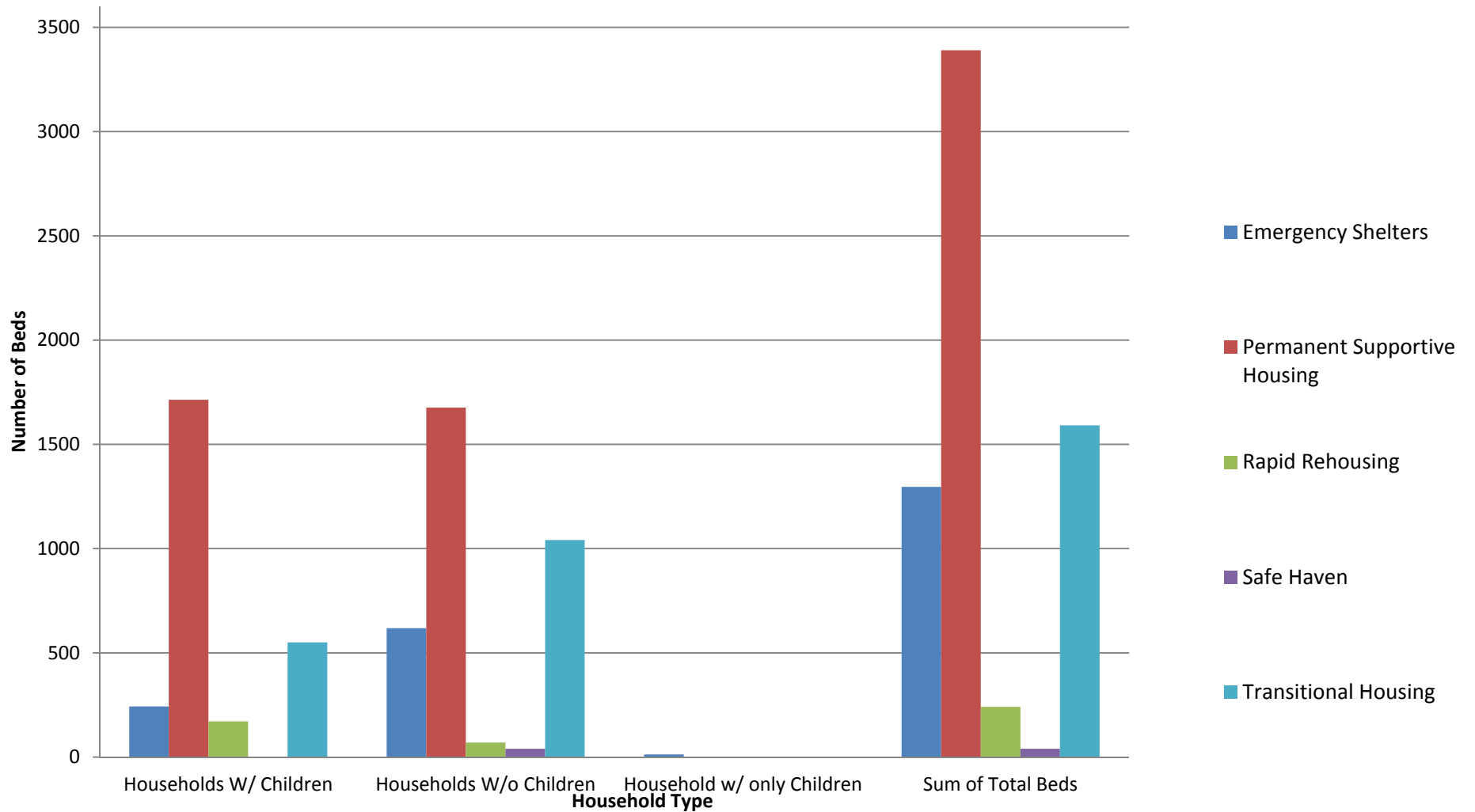
Surveys were sent to providers in Baltimore City regardless of HMIS participation.

Projects reported any beds and units that are dedicated to serving homeless persons and families, or for permanent housing projects, dedicated for persons who were homeless at entry.



2015 HIC Results

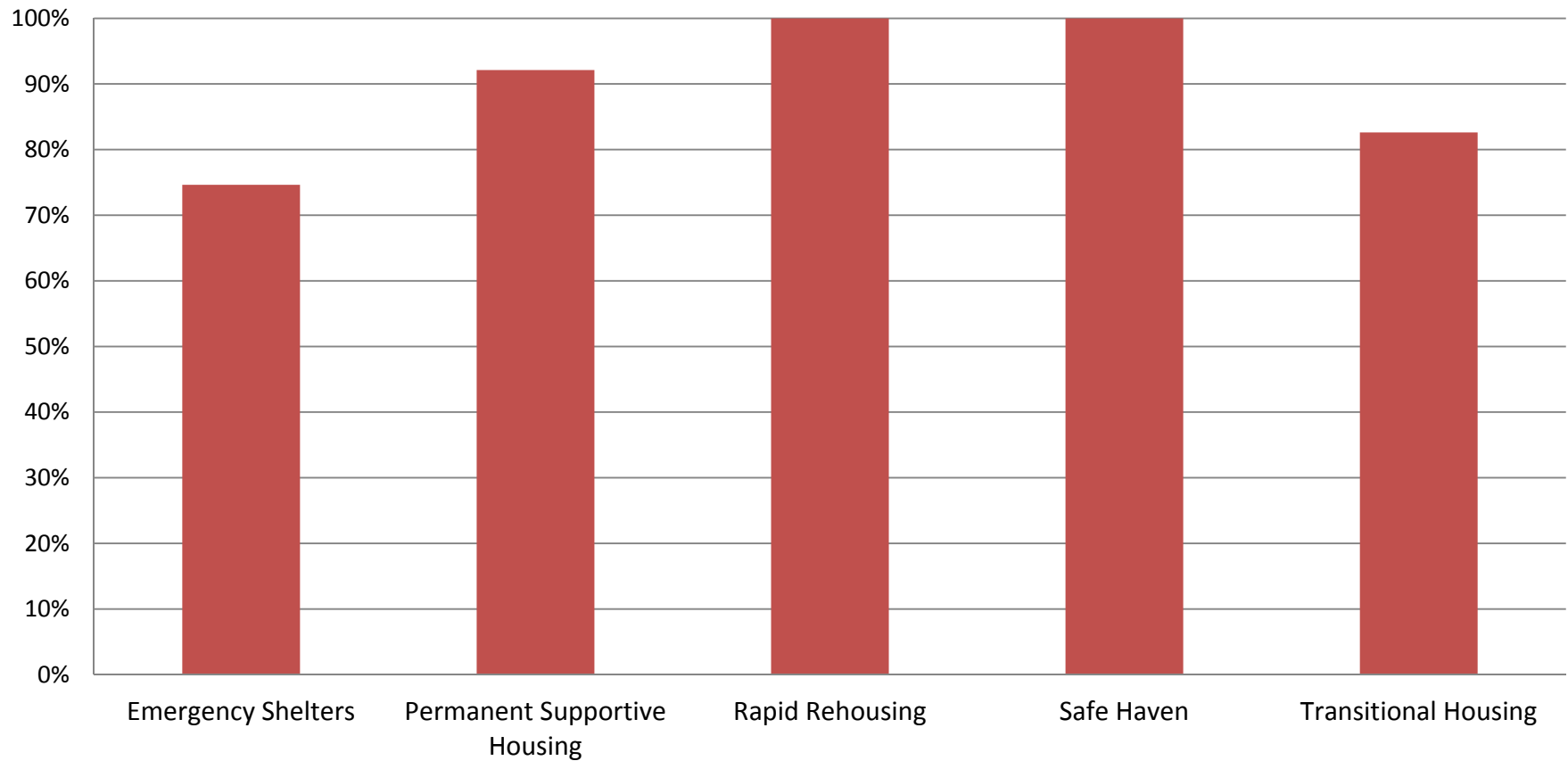
Total Project Beds By Household Type





2015 HIC Results

Bed Utilization Rate By Project Type





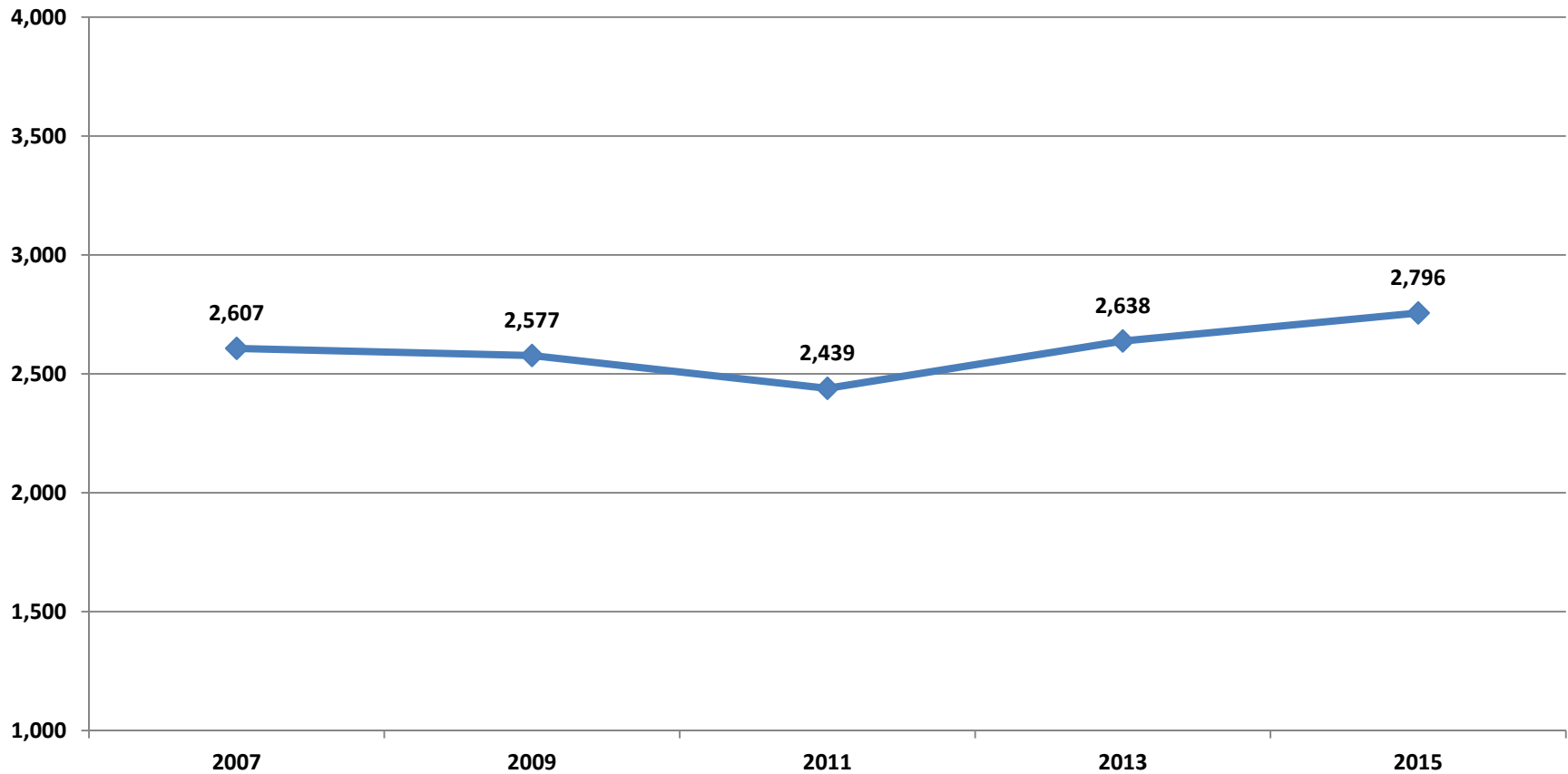
Key Trends



PIT Count Trends

Gradual increases in PIT Count are the result of better data collection

**Baltimore City Point-in-Time Count
2007-2015**

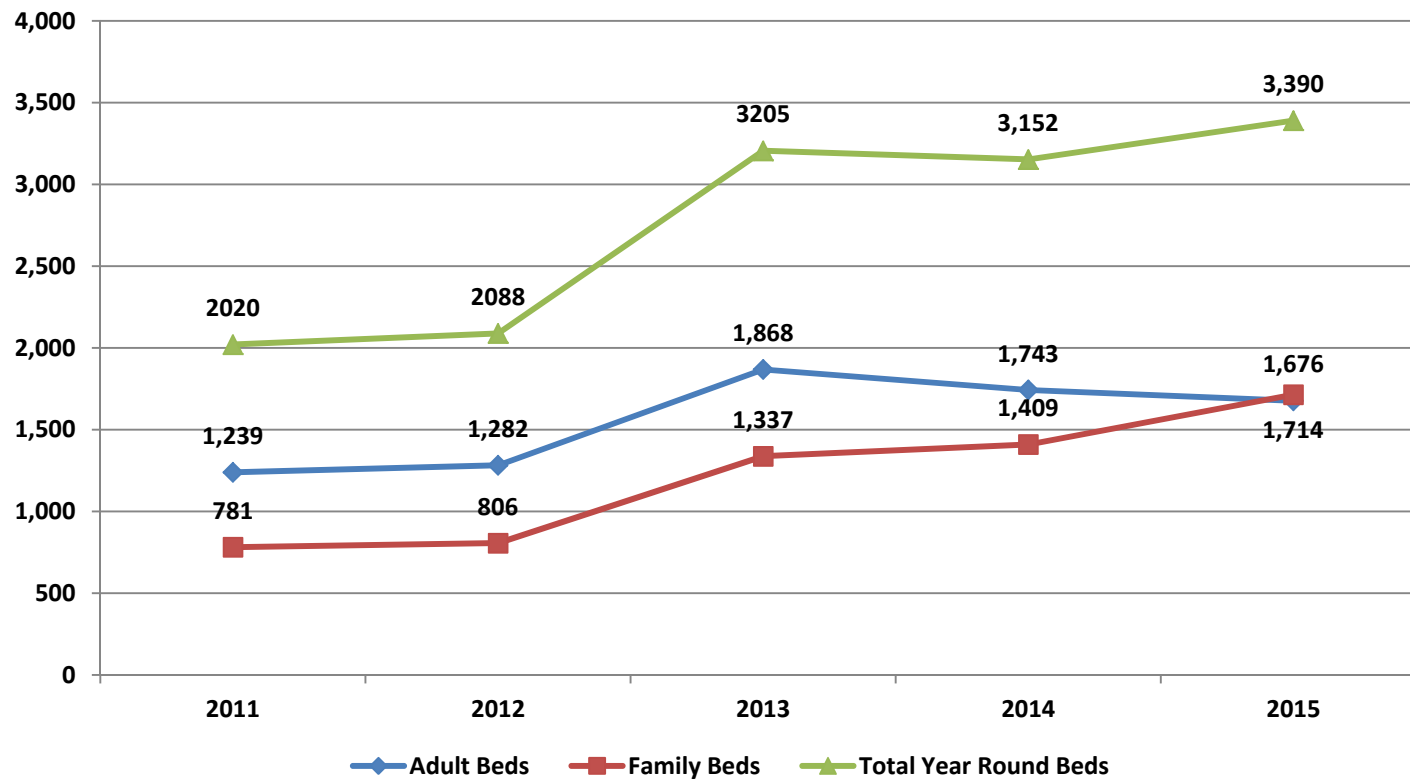




HIC Permanent Housing Trends

Since 2011, Baltimore City increased the number of permanent supportive housing opportunities for people experiencing homelessness by 68%

**Permanent Supportive Housing
2011-2015**



SPECIAL THANKS

TO HOMELESS SERVICES
PROVIDERS AND VOLUNTEERS
WHO CONTRIBUTED TO
COLLECTING HIGH QUALITY DATA
FOR THE 2015 PIT AND HIC

QUESTION
&
ANSWER



Resources

Recorded webinar to be posted:

- www.journeyhomebaltimore.org
- <http://humanservices.baltimorecity.gov/HomelessServices.aspx>

Contact us for PIT and HIC data:

- a.breidenstine@baltimorecity.gov
- elizabeth.botkin@baltimorecity.gov

Attend the next CoC Providers meeting on Thursday, July 23 from 2:00-4:00pm at Pleasant View Gardens